

# Tech Tip



*From your friends at New York Bus Sales*

## **Product Effected –CAT Engines w/2007 Emissions**

**Complaint:** *Driving unit, the temperature gauge went very high or there was steam coming from under the front of the bus.*

**Cause:** *There was a sudden loss of coolant due to the hoses that go to the CGI cooler bursting.*

**Correction:** *Replace the blown hose(s)*

**PLEASE NOTE:** *These hoses should be checked periodically during normal PM inspections. You should release the pressure from the cooling system by loosening the radiator cap before you raise the unit for inspection. Let the unit cool down during inspection and once cool locate the “blue” silicone hoses (Figure #1) on the right side of the motor as shown as item #5 in Figure #5. You should first look at the hoses as they will first appear to Bulge as in Figure #2. Should the hose appear to bulge and if the engine has cooled enough you can squeeze the hose and feel if it has begun to deteriorate. As you can see in Figures #3 and #4*

***NYBUS and CAT have both researched various manufacturers to see if material is better suited to handle the higher temperatures associated with this application but at this point in time we have not found a suitable replacement.***



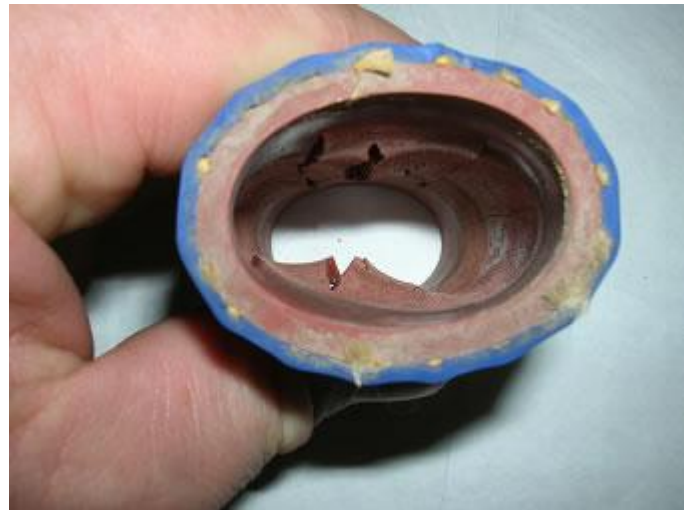
**Figure #1**



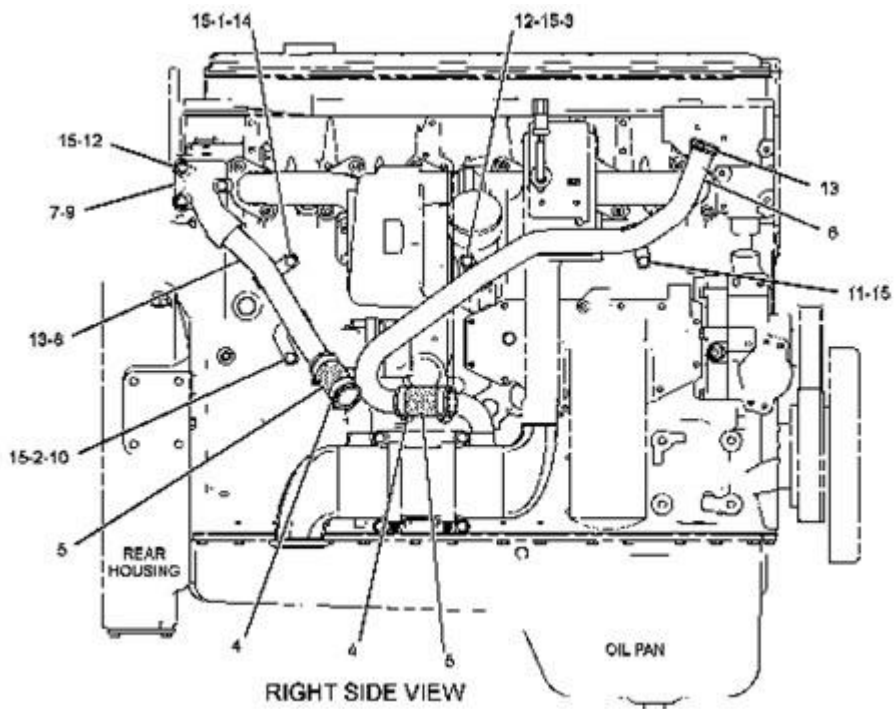
**Figure #2**



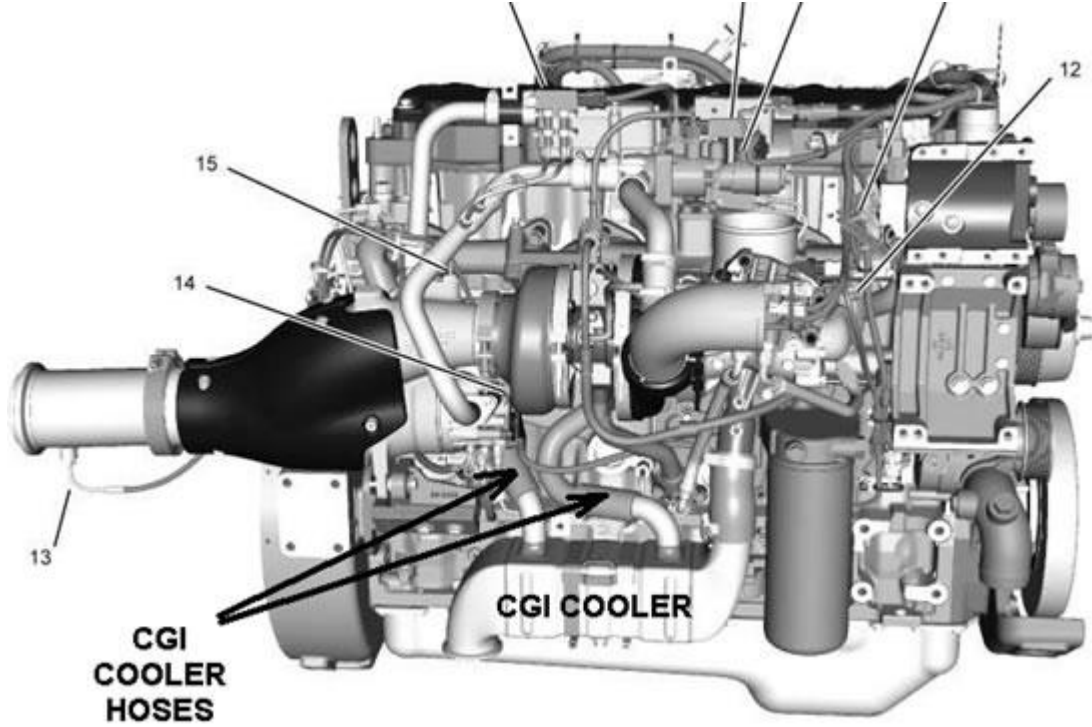
**Figure #3**



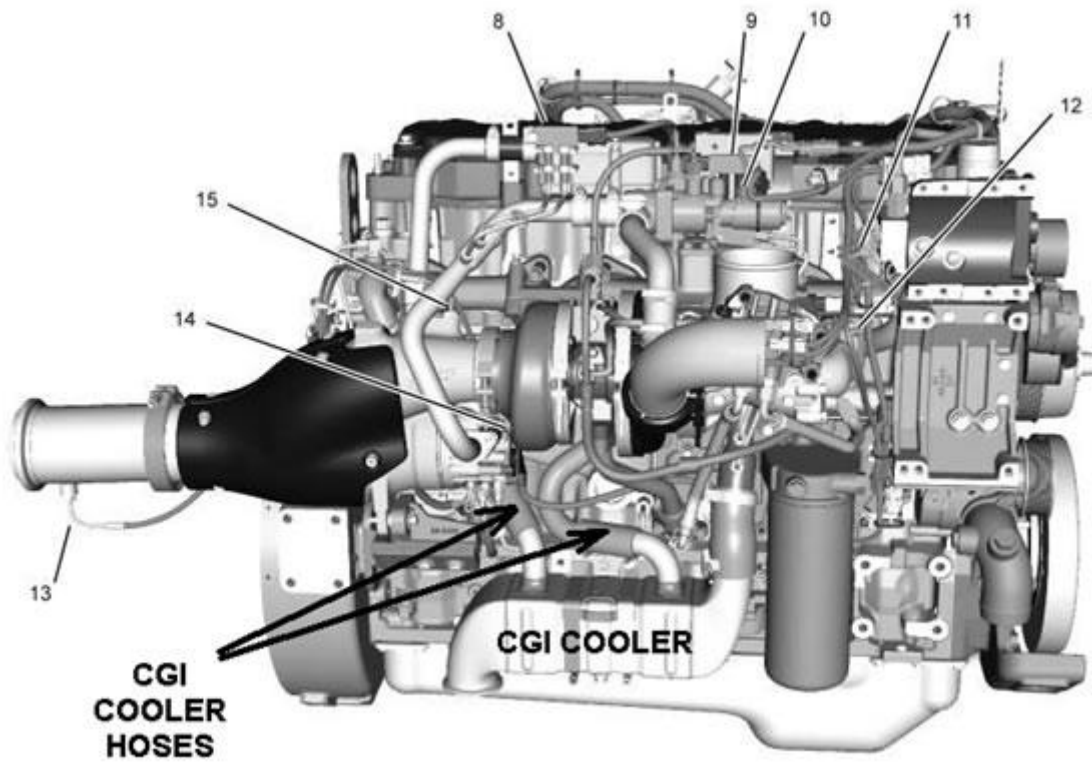
**Figure #4**



**Figure #5**



**Figure #6**



**Figure #7**

Figures #6 and #7 give a better “actual” view of the CGI cooler on the side of the engine with the coolant lines, air hose and pipe back from the exhaust. With the great Northeast road conditions and elements you may find if attempting to replace a blown hose that-

First – Both hoses AND their clamps need to be replaced

Second – The Air Hose needs to be replaced

Third – The “T” clamps that hold the CGI cooler needs to be replaced

And Last – That the “V” band clamp and another exhaust clamp need to be replaced.

Below is a list of part numbers you should have if you have one of these hoses leak

<u>Description</u>	<u>Part Number</u>	<u>Quantity</u>
CGI Cooler Hose	#2633178	2
CGI Cooler Hose Clamp	#2248923	4
Air Hose	#2721824	1
CGI “T” Clamp	#2147457	1
CGI “T” Clamp	#2215252	1
“V” Band Clamp	#00115041	1
2-1/2” Pipe Clamp	#7335337	1

This is covered under CAT base warranty. If you have any questions concerning this please contact New York Bus Sales or your local CAT dealer



**Contact Our Service Department With Any Questions**

**CHITTENANGO** – phone 800-962-5768 or

Daryl Wallace : [dwallace@newyorkbussales.com](mailto:dwallace@newyorkbussales.com)

Brian Lamaitis : [blamaitis@newyorkbussales.com](mailto:blamaitis@newyorkbussales.com)

**ROCHESTER** – phone 800-463-3232 or

Gary Chichester: [gchichester@newyorkbussales.com](mailto:gchichester@newyorkbussales.com)

**ALBANY** – phone 866-867-1100 or

Ben Reiling: [breiling@newyorkbussales.com](mailto:breiling@newyorkbussales.com)

Steve Searles: [ssearles@newyorkbussales.com](mailto:ssearles@newyorkbussales.com)

**WARRANTY** – 800-962-5768 ext 237

Morgan Jenkins: [mjenkins@newyorkbussales.com](mailto:mjenkins@newyorkbussales.com)

ALL of our Tech Tips can be found on the New York Bus Sales website at

<http://www.newyorkbussales.com/pages/bulletins.cfm>

Or at the New York Head Mechanic website at

<http://www.nyhma.org/viewforum.php?f=2&start=0>