



Latching Seat Cushion

Tech Tip #17-0303



Seat Cushion Movement Side to Side

In some instances the “latching” seat cushions on our HSM seats can “slide” from side to side. This is not an issue against the wall, however it can impede the aisle. It causes a unit to not meet the NYSDOT requirement of 12 inches, especially when two opposing right and left seats have this issue (Figure #1). The “latching” cushion can be identified by reaching in under the seat to find a mechanical latch. This will allow the seat cushion to “flip” forward for easy removal (Figure #2). These are standard on the HSM “convertible” seats and are an option on the standard school bus seat.

If you have seats with this issue, the resolution requires 3 items: a #10 x 1/2” self-tapping pan head screw, masking tape and a drill with a Phillips bit (Figure #3).

ALL of our Service Updates can be found on the [New York Bus Sales website](#)
Or at the [New York Head Mechanic website](#)

Once you have the 3 items and have determined which seat cushions are an issue, unlatch and pull forward. Push the seat cushion against the side wall of the bus. Taking a 2” piece of masking tape look for the front “bracket” towards the aisle and place the tape so that it marks the line of where the bracket needs to be positioned. This keeps the cushion against the side wall. (Figure #4)

Wrap the tape around the seat frame and using the drill, position the screw so that the head will line up with the edge of the tape and install the screw. (Figure #5)

Reinstall the seat cushion and ensure that there is no movement to the aisle! (Figure #6)




Figure #1



Figure #2

ALL of our Service Updates can be found on the [New York Bus Sales website](#)
Or at the [New York Head Mechanic website](#)



Figure #3




Figure #4




Figure #5



Figure #6

THANK YOU TO JASON AND THE FOLKS AT HORSEHEADS CENTRAL SCHOOL FOR POINTING THIS OUT!!!

ALL of our Service Updates can be found on the [New York Bus Sales website](#)
Or at the [New York Head Mechanic website](#)



CONTACT OUR SERVICE OR PARTS DEPARTMENT WITH ANY QUESTIONS

SERVICE

Chittenango: 800-962-5768
Daryl Wallace or Brian Lamaitis

Rochester: 800-463-
3232 Dave Schaub

Albany: 866-867-
1100 Ben Reiling

Warranty: 800-962-5768
Morgan Jenkins
**Customer Service
Representatives**

Eastern Region:
Gary Bigness
845-500-3707

Central Region:
JJ Richmond
315-559-3999

Western Region:
Mike Panzica
716-908-3186

PARTS

Director of Parts
Jim Hogan
jhogan@newyorkbussales.com
607-227-5794

Chittenango: 800-962-5768
Gari McQuade
gmcquade@newyorkbussales.com
Bill Cox
bcox@newyorkbussales.com
John Lewin
jlewin@newyorkbussales.com
Dave Grant
dgrant@newyorkbussales.com

Albany: 866-867-1100
Sean Conway
sconway@newyorkbussales.com
Pat Murphy
pmurphy@newyorkbussales.com

Rochester: 800-463-3232
Dave Cook
dcook@newyorkbussales.com
Steve Hibbard
shibbard@newyorkbussales.com

ALL of our Service Updates can be found on the [New York Bus Sales website](#)
Or at the [New York Head Mechanic website](#)

