



## Ford Transit Diesel Fuel Fill

### Tech Tip #17-0512



### Microbird Ford Transit Diesel Fuel Fill

It's been brought to our attention that the Microbird Ford Transit diesel units had an issue where it was difficult to fill them with fuel. Ford recently released vehicles such as their Transit Van & Chassis with "cap-less" fuel fills. Some customers had found what appeared to be a "funnel" in the unit and had been using that to fuel the diesel vehicles. After hearing this, our initial reaction was that Ford had mistakenly installed the gasoline filler neck on some units. After research, we found that there are now "2" diesel handles with different sized nozzles used for fueling. There have always been the nozzles we see at truck stops and those which are used in "commercial" applications such as with buses, but now there is another "Auto" diesel dispenser handle. This handle is smaller than the "commercial" nozzle, but larger than the unleaded fuel nozzle. Hopefully this stops those who try to fill their gas vehicle with diesel fuel.

Below is a page from the owner's manual. It explains that the funnel is provided just to fuel the vehicle from a "container" should you run out of fuel. One is provided for the diesel as well as the gasoline unit and meant for use with the "cap-less" fuel system.

**BOTH FUNNELS ARE SOLD SEPARATELY AND AVAILABLE THROUGH  
NEW YORK BUS SALES!**


PART# 8U5Z17B068F DIESEL FUNNEL


PART# 8U5Z17B068E GAS FUNNEL

ALL of our Service Updates can be found on the [New York Bus Sales website](#)  
Or at the [New York Head Mechanic website](#)

# Fuel and Refueling

## WARNINGS

 Do not try to pry open or push open the capless fuel system with foreign objects. This could damage the fuel system and its seal and cause injury to you or others.

 Do not dispose of fuel in the household refuse or the public sewage system. Use an authorized waste disposal facility.

When refueling the vehicle fuel tank from a fuel container, use the plastic funnel included with your vehicle. See **Fuel Filler Funnel Location** (page ?).

**Note:** Do not use aftermarket funnels as they will not work with the capless fuel system and can damage it.

**Note:** Capless fuel systems do not have a fuel tank filler cap.

1. Fully open the fuel tank filler door until it engages and remove the fuel tank filler cap.



E156223


2. Insert the plastic funnel into the fuel tank filler pipe opening.

3. Add fuel to your vehicle from the fuel container.
4. Remove the plastic funnel from the fuel tank filler pipe opening.
5. Replace the fuel tank filler cap and close the fuel tank filler door.
6. Clean the plastic funnel and place it back in your vehicle or properly dispose of it.

**Note:** Extra funnels can be purchased from an authorized dealer if you choose to dispose of the funnel.






## CATALYTIC CONVERTER

### WARNING

 Do not park or idle your vehicle over dry leaves, dry grass or other combustible materials. The exhaust will radiate a considerable amount of heat during use, and after you have switched the engine off. This is a potential fire hazard.

## Driving with a Catalytic Converter

### WARNINGS

-  Avoid running out of fuel.
-  Do not crank the engine for long periods.
-  Do not run the engine when a spark plug lead is disconnected.
-  Do not push-start or tow-start your vehicle. Use booster cables. See **Jump Starting the Vehicle** (page 177).
-  Do not switch the ignition off when driving.

ALL of our Service Updates can be found on the [New York Bus Sales website](#)  
Or at the [New York Head Mechanic website](#)

## CONTACT OUR SERVICE OR PARTS DEPARTMENT WITH ANY QUESTIONS

### SERVICE

**Chittenango:** 800-962-5768  
Daryl Wallace or Brian Lamaitis

**Rochester:** 800-463-3232  
Dave Schaub

**Albany:** 866-867-1100  
Ben Reiling

**Warranty:** 800-962-5768  
Morgan Jenkins

### Customer Service Representatives

**Eastern Region:**  
Gary Bigness  
845-500-3707

**Central Region:**  
JJ Richmond  
315-559-3999

**Western Region:**  
Mike Panzica  
716-908-3186

### PARTS

**Director of Parts**  
Jim Hogan  
jhogan@newyorkbussales.com  
607-227-5794

**Chittenango:** 800-962-5768  
Gari McQuade  
gmcquade@newyorkbussales.com  
Bill Cox  
bcox@newyorkbussales.com  
John Lewin  
jlewin@newyorkbussales.com  
Dave Grant  
dgrant@newyorkbussales.com

**Albany:** 866-867-1100  
Sean Conway  
sconway@newyorkbussales.com  
Pat Murphy  
pmurphy@newyorkbussales.com

**Rochester:** 800-463-3232  
Dave Cook  
dcook@newyorkbussales.com  
Steve Hibbard  
shibbard@newyorkbussales.com

ALL of our Service Updates can be found on the [New York Bus Sales website](#)  
Or at the [New York Head Mechanic website](#)

