



T-Series Micro Bird Headlight Glare

Tech Tip #18-0309



Shield Hi-Beam Headlight Glare

After the inception of the Micro Bird T-Series on the Ford Transit chassis, we received feedback from some drivers that while driving in the dark there was glare from the headlights in crossover mirrors.

We determined that the issue was related to the hi-beams and took this to Micro Bird and they researched to find a suitable solution. What they have designed are 2 pieces of plastic which are mounted to the underside of the hood with stainless steel rivets. Figures #1 & #2 show the concept drawings, #1 looking down on a unit and #2 looking directly at the unit. Purple indicates the added “shields.”

The “kit” comes with the 2 shields and 6 SS rivets (Figure #3). There are also paper templates to use under the hood and are shown in the instruction sheet (Figure #4).

ALL of our Service Updates can be found on the [New York Bus Sales website](#)
Or at the [New York Head Mechanic website](#)

There are instructions provided (Figure #4), and we have a couple added suggestions

- Place the templates on the underside of the hood as shown in Figures #5 & #6.
- Use a 13/64” drill bit with a drill-stop to drill into the hood
- When you go to drill the holes, actually hold the shield in place with the notch against the hood to get a tight fit.

Figure #8 shows the light and glare caused from hi-beam light in the crossview mirror with the shield out while Figure #9 shows the view with the shield in place. It may not show up very well in the daylight but there is a very noticeable different in the dark!

NEW ANTI-GLARE KIT PART #KIT2040

**ALSO AVAILABLE
WITH YOUR NEW BUS
PURCHASE
OPTION # BDY166**

ALL of our Service Updates can be found on the [New York Bus Sales website](#)
Or at the [New York Head Mechanic website](#)






Figure #1




Figure #2



Figure #3

ALL of our Service Updates can be found on the [New York Bus Sales website](#)
Or at the [New York Head Mechanic website](#)

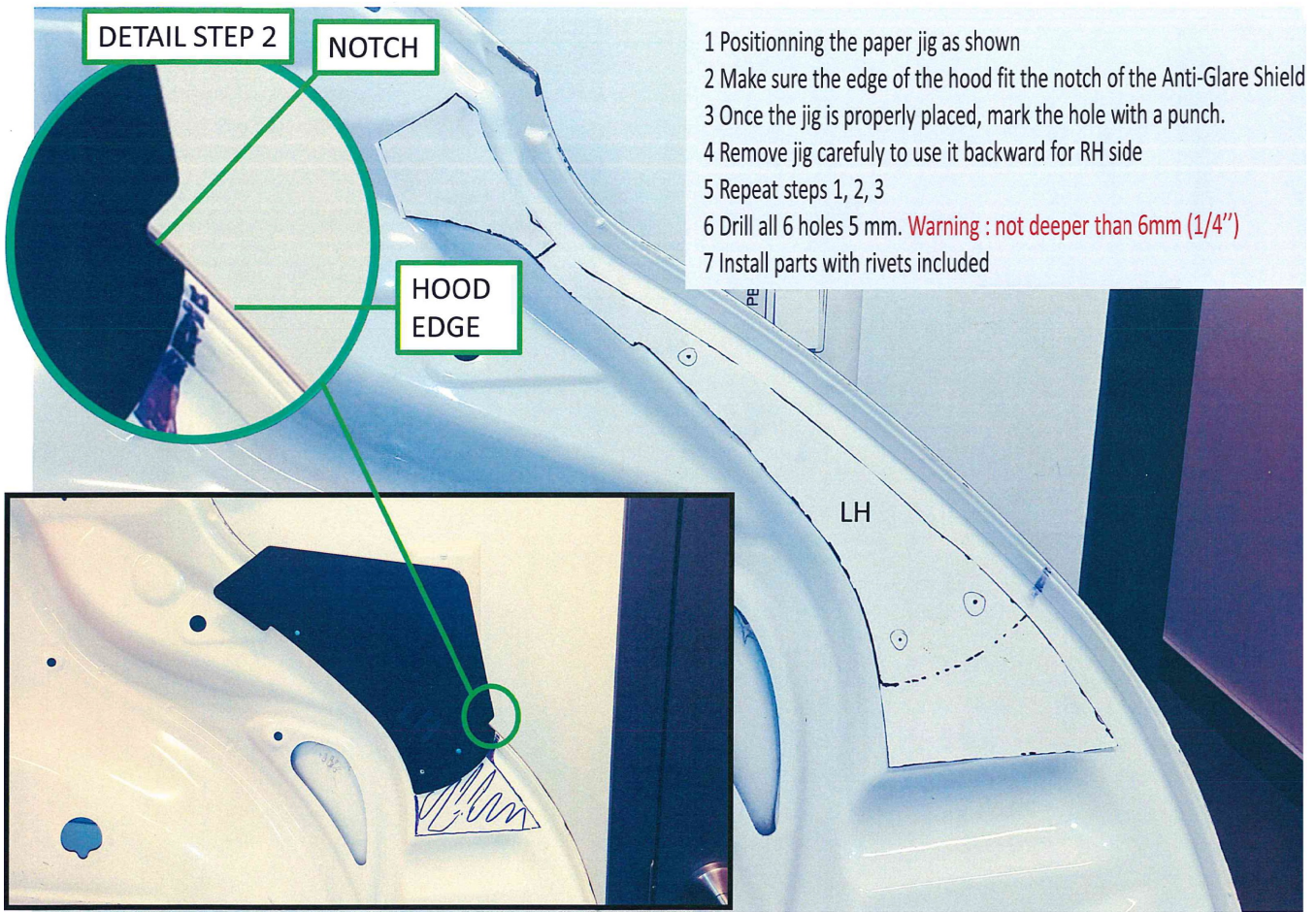


Figure #4



Figure #5



Figure #6

ALL of our Service Updates can be found on the [New York Bus Sales website](#)
 Or at the [New York Head Mechanic website](#)



Figure #7

PLEASE NOTE – WHEN DRILLING A “DRILL STOP” SHOULD BE USED TO PREVENT DRILLING THROUGH THE OUTER HOOD PANEL!!

ALL of our Service Updates can be found on the [New York Bus Sales website](#)
Or at the [New York Head Mechanic website](#)





ALL of our Service Updates can be found on the [New York Bus Sales website](#)
Or at the [New York Head Mechanic website](#)



CONTACT OUR SERVICE OR PARTS DEPARTMENT WITH ANY QUESTIONS

SERVICE

Chittenango: 800-962-5768
Daryl Wallace or Brian Lamaitis

Rochester: 800-463-3232
Dave Schaub

Albany: 866-867-1100
Ben Reiling

Warranty: 800-962-5768
Morgan Jenkins

**Customer Service
Representatives**

Eastern Region:
Gary Bigness
845-500-3707

Central Region:
JJ Richmond
315-559-3999

Western Region:
Mike Panzica
716-908-3186

PARTS

Director of Parts
Jim Hogan
jhogan@newyorkbussales.com
607-227-5794

Chittenango: 800-962-5768
Gari McQuade
gmcquade@newyorkbussales.com
Bill Cox
bcox@newyorkbussales.com
John Lewin
jlewin@newyorkbussales.com
Dave Grant
dgrant@newyorkbussales.com

Albany: 866-867-1100
Sean Conway
sconway@newyorkbussales.com
Pat Murphy
pmurphy@newyorkbussales.com

Rochester: 800-463-3232
Steve Hibbard
shibbard@newyorkbussales.com

ALL of our Service Updates can be found on the [New York Bus Sales website](#)
Or at the [New York Head Mechanic website](#)

